

















SOUTH POINTE

STAGE 7D LOT INFORMATION PLAN

LEGEND

-  Phase Boundary
-  Suggested House Width (in feet)
-  Lot Frontage
-  Lot Requires Special Design Consideration
-  Driveway/Garage Location
-  Fire Hydrant
-  Street Light
-  Pedestal
-  Transformer
-  Developer Wood Screen Fencing
-  Chain Link Fence & Gate
-  Roof Leader Connections
-  Proposed Mailbox Locations
-  Shrub/ Tree Location
*subject to change
-  Front Drive
-  Rear Drive



780-420-0044

SOUTH-POINTE.CA

This plan is for marketing purposes only and is subject to changes, errors, and omissions. All street furniture and landscaping locations are approximate only and subject to change. Refer to registered subdivision plan to confirm all lot information.

This plan cannot be used for design or construction purposes. MLC/Farm Air Properties accepts no responsibility for inappropriate use of this plan.